





★ RESIDENTIAL GARAGE DOOR HARDWARE

The durability of a garage door depends on its mechanical components. That's why **SUPER DOORS** uses on its high-end products (The **ALU LUX** garage door) the **SUPER WARE** residential hardware. The **SUPER WARE** hardware kits, ensures your door operates with a maximum efficiency for many years to come.


The lifespan of your garage door, could actually be doubled due to the robust hardware components, for example our heavy duty nylon rollers, fitted with 11-ball ball bearings, instead of the S.A. 10-ball ball bearing standards, or our 1,8 mm track sets, instead of the S.A. 1.6 mm standards and our tension and torsion springs manufactured by the largest spring manufacturer in Africa.

SUPER WARE is available in kit form, comprising of tracks, fittings and tension or torsion springs that are essential to the functioning and operation of residential sectional overhead doors. In addition these kits are available for both single and double garage doors, and can be used on steel, timber, aluminium and fibreglass doors.

The term "hardware" refers to all of the components of the door other than the actual door sections. Keeping the hardware on your garage door in a good condition ensures a long lasting and trouble free garage door operation. With appropriate annual maintenance, it will operate beautifully. Ask a qualified installer, to lubricate and adjust your garage door at least yearly.

Your expert installer will conduct a 10-step inspection and perform the necessary adjustments and lubrications.

1. Lubrication and adjustment of rollers and hinges.
2. Lubrication of torsion springs as well as the end and centre bearing plates.
3. Lubrication of all side and bottom weather seals.
4. Adjustment and balancing of torsion or extension (tension) springs.
5. Adjustment of set screws, drums, springs as well as centre coupling and their anchor plates.
6. Adjustment of lifting cable tension.
7. Adjustment of vertical and horizontal tracks (alignment and wall attachments).
8. Adjustment and lubrication of the door opener's, electrical and mechanical components.
9. Adjustment of all security systems (mechanical or electrical).
10. Verification of proper operating condition of all electronic door opener accessories, if applicable.



★ UNIVERSAL EMERGENCY KEY RELEASE

Universal emergency key release lock, will work with all garage doors and garage door openers. Never get locked out of the garage again, this item will let you open the garage door manually. This item is a must, for "vault-in" type of garages with no other exit or entry door.

★ LOCKING "T" HANDLE SET

Most commonly use in combination with an interior swivel locking latch system. The "T" handle is a key cylinder of a solid brass tumbler design and is supplied with two keys. Kit includes: 1 T-handle, 1 interior handle, 2 cables, 2 guides, 2 swivel locking latches and clamps.

★ SIDE LATCH LOCK OR SHOOT BOLT

An inside slide bar latching mechanism, to engage in a slot in the door track. For use on the right or left hand side of an overhead sectional door and activated from the inside.

★ TRACK SETS

Three track set sizes, consisting of 2 vertical and 2 curved horizontal lengths, are made up to suit doors of up to 2700mm in height. The tracks are rolled from 1.8 mm galvanised steel, making them sturdy and corrosion resistant. 'L' Brackets for mounting the vertical tracks are made of 2 mm galvanised steel.

★ PUNCH ANGLES

Do you want to support a garage door opener or install a hardware kit? Our purpose made angles, provide strength and durability with easy installation.

★ SIDE WEATHER SEAL

Our premium side seals are made of flexible materials to keep dirt and rain outside. It provides a tight seal even with slightly uneven walls. These are available in four different colours.





TYPICAL FULLY FUNCTIONAL INSTALLATION

To lift a balanced garage door, all you need are two fingers or a 10-year-old!

A professionally installed quality hardware kit and well-designed sectional garage door should only have a lifting weight of four to five kilograms. That's why you only need two fingers to lift it. An easy rule of thumb is that a 10-year-old child should be able to lift and lower the garage door with little or no effort.



**KIT
FORM**



**RESIDENTIAL
HOMES**



**SINGLE
& DOUBLE**



**TENSION
& TORSION**



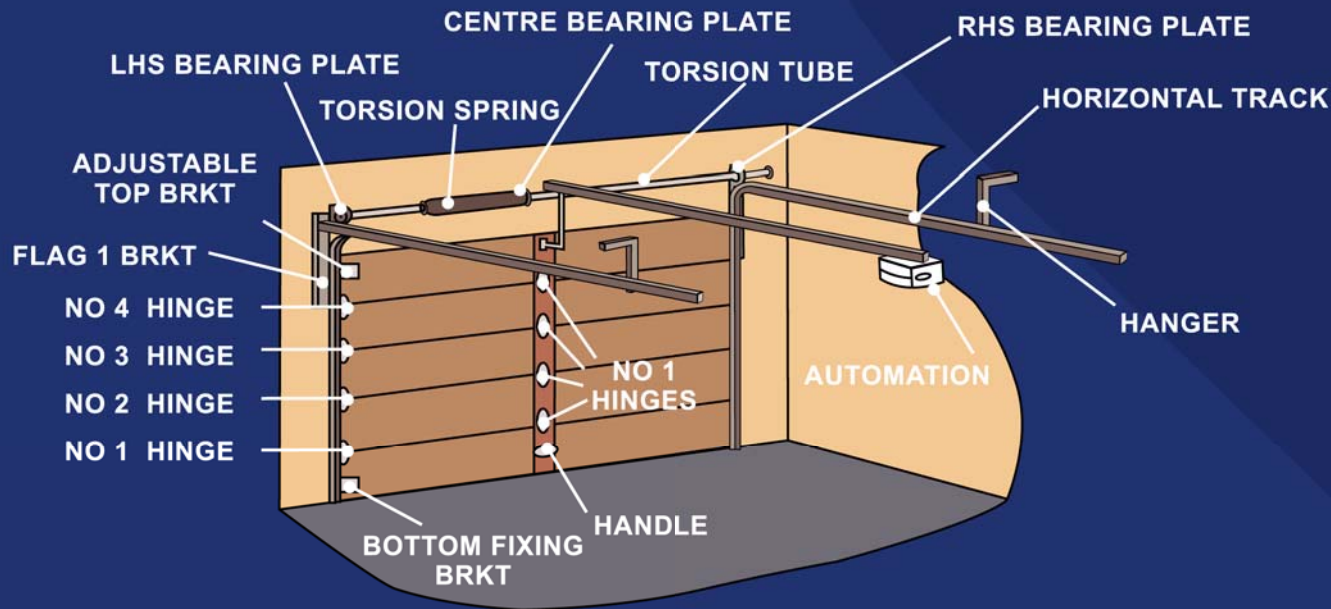
**FAST, EASY
INSTALLATION**

HEAD OFFICE: 0861 111 861
Unit 5 Stikland Park, La Belle Rd,
Stikland, Cape Town, South Africa

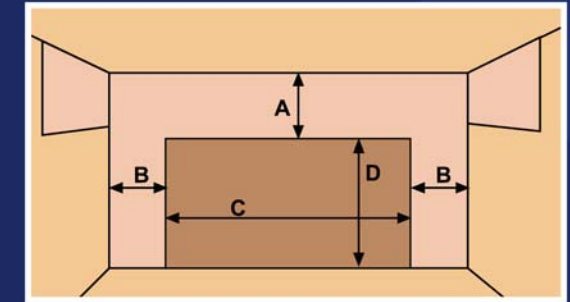
Tel. +27 (0)21 945 4131
Fax. +27 (0)21 945 4130

info@superdoors.co.za
www.superdoors.co.za

* THE SUPER DOORS HARDWARE MECHANISM



* OPENING SIZES & CLEARANCES FOR SECTIONAL DOOR



A	400mm	
B	140mm	
C	2440mm	SINGLE DOOR
C	4880mm	DOUBLE DOOR
D	2135mm	

We offer help and advice to Architects, Developers and Builders on many of the following issues:

- * Structural dimensions and tolerances.
- * Garage Door installation positions.
- * Headroom requirements for various mechanisms.
- * Drive-through dimensions.
- * Sub-frame sizes and materials.
- * Power supply requirements and position.
- * Lintel/RSJ issues.
- * Delivery periods.
- * Colour and design options.
- * Automation options and technical assistance.

* FINGER SHIELD™ SIDE VIEW

This side view of the pinch prevention patented panels, indicates the design innovation that will protect you and your family from serious finger or hand injuries.

Together with this unique safety feature, it also has a higher than normal overlapping joint which seals each panel into the next. This prevents dust and rain penetration into the building.

* DOUBLE THE STRENGTH INTERMEDIATES

Double lipped intermediate struts allow for double the glued surface.

Larger glue surfaces, which consist of a polyurethane high modulus glue, has proven to be the best in adhering metal to metal, ensuring a 50% stronger bond.

* DOUBLE THE STRENGTH END CAPS

The boxed end caps being fixed on both sides stabilizes the panel, preventing flexing and allows for stronger and more secure fixing of hinges and other hardware.

Properly fixed hinges ensure a smoother and quieter functioning door.



AGENT DETAILS:

HEAD OFFICE:

Unit 5 Stikland Park, La Belle Rd, Stikland, South Africa

0861 111 861

Tel. +27 (0)21 945 4131

Fax. +27 (0)21 945 4130

info@superdoors.co.za

www.superdoors.co.za